



Owner's Manual

*Please review this manual upon purchase of your
BACKYARD ADVENTURES® play set.*

*After review of this manual, please keep it with your assembly
instructions in a safe place. These documents will be helpful for you to
use as a reference for maintenance and warranty issues.*

Table of Contents

- a. Assembly Tips
 - b. Maintenance Instructions
 - c. Disposal Instructions
 - d. Third Party
 - e. Tools Required
 - f. Safety Guidelines
 - g. Consumer information guide for playground surfacing materials
-
- I. BACKYARD ADVENTURES Warranties
 - a. BACKYARD ADVENTURES® LIMITED WARRANTY FOR TREEHOUSE AND PEAK SERIES BRANDS
 - b. SUMMIT OUTLOOK SERIES BRAND AND DEALER PRIVATE LABEL PRODUCTS
 - c. BACKYARD ADVENTURES® LIMITED NON-RESIDENTIAL USE ONE YEAR LIMITED WARRANTY AND LIMITED NON-RESIDENTIAL REQUIREMENTS
 - II. Warranty Claim Form and Procedure

Assembly Tips:

- **Do not** allow children in the area during assembly of the play structure.
- Equipment should not be used until it is properly installed.
- Playground equipment should never be placed on hard surfaces such as concrete, asphalt or hard packed earth.
- Locate the equipment on level ground. All stationary components of the play set should be no less than 6' [1829mm] from any structure or obstruction such as a fence, a building, tree branches, and suspended wires.
- Follow all instructions completely, phase by phase. A list of necessary tools, a scale drawing of all hardware has been provided with the instructions.
- Anchoring devices are provided and must be installed as stated in the instructions. Consult your dealer if the soil in your location or high winds may require any special considerations.
- Please refer to the *United States Consumer Product Safety Commission's Consumer Information Sheet for playground surfacing material*, provided with this letter. Use this document to determine the recommended depth and area requirements for surfacing material in order to help reduce the severity of injuries due to falls. You may also consult the following website: www.cpsc.gov/cpscpub/pubs/323.html
- All nuts and bolts should be tightened securely and flush to all members.
- **Do not** adjust components to create openings that are between 3 1/2" [89mm] and 9" [229mm]; this will cause torso & head entrapment issues that could result in serious or fatal injury.

Maintenance Instructions:

- Inspect all nuts and bolts twice monthly during the usage season and tighten as required. Shrinkage of wood due to loss of moisture in the material causes clamps, bolts, and screws to loosen. This is natural and unavoidable when wood contracts and expands. It is particularly important that this procedure be followed at the beginning of each season.
- **Please note:** Wooden products will have natural imperfections. Checks (cracks), knots, and knot holes are natural characteristics that occur in lumber. Seasonal conditions can cause these imperfections to become more or less visible. Checks, knots, and knot holes typically do not result in product failure. Imperfections not resulting in structural failure are not covered under warranty.
- Inspect swing seats and chains monthly during usage for evidence of wear. Contact your dealer for replacement. Remove swing seats and take indoors when temperatures are below 32 degrees F.
- Oil and/or grease all metallic moving parts monthly during the usage period.
- Inspect wood parts monthly. The grain of the wood can lift causing splinters to appear. Light sanding may be necessary to maintain a safe playing environment. Rot can occur naturally in wood products. Rot is covered under warranty when it has reached a level that compromises the structural integrity of the play set.
- Periodic staining your set is required and recommended at least once a year. Color match stain is available through your dealer. We recommend the use of a high quality stain providing UV protection and mildew resistance.
- Inspect metal pieces for any sign of rust. If rust is found, then sand accordingly and use touch-up paint to restore the part. Color match paint is available through your dealer.
- Environmental wear on cedar playsets varies greatly depending on your area. Please contact your dealer for your needed, staining, hardware tightening and replacement as needed along with complete cleaning & stain coverage of ground contact lumber. Wood component failure that is judged to be the direct result of inadequate maintenance can void the limited lifetime warranty on your set.

Disposal Instructions:

- If any of the unit or equipment is to be disposed of, take caution to disassemble and dispose of the equipment in such a way that no unreasonable hazards will exist at the time the swing set is discarded.

Third Party Assembly:

- Customer may, in their sole discretion, elect to use a third party person or service to assemble this product. BACKYARD ADVENTURES® assumes no responsibility or liability for any charges incurred by the Customer for any assembly services.

Safety Guidelines:



NOTE:

Your Children's Safety Is Our #1 Concern!

Observe the following statements and warnings to reduce the likelihood of serious or fatal injury. Please review these safety rules regularly with your children.



WARNING: BURN HAZARD

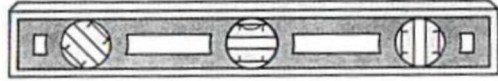
- Pay special attention to plastic and metal surfaces as they may be hot enough to cause burns.
- Always check the temperature of the product before letting your children play on it.
- Remember that the product may cause burns if left in direct sunlight.
- Always be aware of the sun and weather conditions, and do not assume that the equipment is safe because the air temperature is not very high.

- Children **MUST NOT** use this playcenter until unit has been completely assembled and inspected by an adult to ensure set has been properly installed and anchored.
- Equipment is recommended for use by children 3+
On-site, continuous adult supervision is **REQUIRED. MOST SERIOUS INJURIES AND DEATHS ON PLAYGROUND EQUIPMENT HAVE OCCURRED WHILE CHILDREN WERE UNSUPERVISED!**
- **DO NOT** allow children to walk close to, in front of, behind, or between moving swings or other moving playground equipment.
- **DO NOT** let children stand on swings.
Children should **NOT** twist the chains and ropes and should not loop them over the top support bar, this could reduce the strength of the chain or rope.
- **DO NOT** let children push empty seats. The seat could hit them and cause serious injury.
- Instruct and teach children to sit in the center of the swings with their full weight on the seats.
- **DO NOT** allow children to use the equipment in a manner other than intended.
- Instruct children **NOT** to get off equipment while it is in motion.
- Instruct children to **ALWAYS** go down slides feet first. Never slide head first.
- Instruct children to **LOOK** before they slide to make sure no one is at the bottom.
- **DO NOT** allow children to go down slide head first or run up slide.
- **DRESS CHILDREN APPROPRIATELY.** (Examples would include wearing well-fitting shoes and the avoidance of ponchos, scarfs, and other loose-fitting clothing that is potentially hazardous while using equipment). Children must wear shoes when using the play set. Do not allow children to wear open toe or heel footwear like sandals, flip-flops or clogs.
- **DO NOT** allow children to climb when the equipment is wet.
Children should **NEVER** jump from a fort deck. They should always use the ladder, ramp or slide.
Children should **NEVER** be allowed to crawl or walk across the top of monkey bars.
- **DO NOT** allow children to crawl on top of a fort roof.
Verify that any suspended climbing ropes, chain, or cable are secured at both ends and that they cannot be looped back on themselves as to create an entanglement hazard.
- **DO NOT** let children attach items to the playground equipment that are not specifically designed for use with the equipment. Items such as, but not limited to, jump ropes, clothesline, pet leashes, cables and chain can cause a strangulation hazard.
- Children should **NEVER** wrap their legs around swing chain.
- **DO NOT** allow children to slide down the swing chain.
Instruct children to remove their bike or other sports helmet before playing on playground equipment.
- **NEVER** add extra length to chain or rope. The chains or ropes provided are the maximum length designed for the swinging element(s).
- On sunny and/or hot days, check the slide and other plastic rides to assure that they are not hot to the touch to cause burns. Cool hot slide and rides with water and wipe dry prior to using.


Modifications

Modifications made by the consumer to the original activity toy shall be carried out according to the instructions of the manufacturer. In particular, instructions shall be provided with the kit/accessory about the installation of rope/nets concerning the minimum diameter, the need for fixation at both ends, overall length, and positioning in relation to the structures.


Tools Required



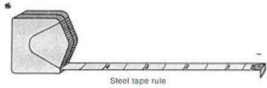
(Level 24")



(Open end Wrenches
1/2" & 9/16")



(Nut drivers
1/2" & 9/16")



(Tape Measure)



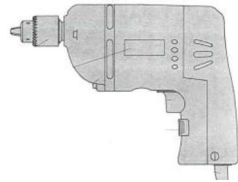
(3/8" Ratchet, 1/2" & 9/16" STD sockets
1/2" & 9/16 deep sockets)



(Claw Hammer)



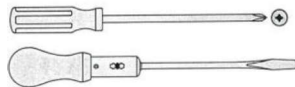
(3/8" Cordless Drill or Electric drill)
****USE OF IMPACT DRILL
NOT RECOMMENDED****



(3/8" drill bit)



(Drill attachments:
Phillips head screw
3/8" Socket Driver
Torque head screw)



(Phillips & Straight Blade
Screwdrivers)



(Rubber Mallet -Optional)

Positioning Your Playcenter

- The playcenter is designed to be installed on a level surface by an adult with an adult helper. Place in a flat area of your yard to minimize ground preparation.
- Choose a level location for the equipment. This can reduce the likelihood of the play set tipping over and loose-fill surfacing material washing away during heavy rains.
- Place the equipment not less than 6' (2.0 m) from any structure or obstruction such as a fence, garage, house, overhanging branches, laundry lines, or electrical wires.
- Provide enough room so that the children can use the equipment safely. For example, for structures with multiple play activities, a slide should not exit in front of a swing.
- It is a good idea to place your playcenter in an area that is convenient for adults to watch children at play.
- Create a site free of obstacles that could cause injuries – such as low overhanging tree branches, overhead wires, tree stumps and/or roots, large rocks, bricks and concrete. Additional suggestions in the Suggested Playground Surfacing Section.
- Do not build your playset on top of surfacing material.
- Locate bare metal platforms and slides out of direct sunlight to reduce the likelihood of serious burns. A slide that faces north will receive the least direct sunlight.
- Separate active and quiet activities from each other. For example, locate sandboxes away from swings or use a guardrail or barrier to separate the sandbox from the movement of the swings.

Suggested Playground Surfacing

- Do not install home playground equipment over concrete, asphalt, packed earth, grass, carpet, or any other hard surface. A fall onto a hard surface can result in serious injury to the equipment user.
- Do not install loose fill surfacing over hard surfaces such as concrete or asphalt.
- Shredded bark mulch, wood chips, fine sand and fine gravel, are added as shock absorbing materials after assembly. If used properly these materials can absorb some of the impact of a child's fall.
- All surface material should extend a minimum of 6' (2.0 m) feet in all directions around the play area.
- Do not apply playground surfacing until after the unit is completely constructed. Playset should not be built on top of surfacing.
- Use containment, such as digging out around the perimeter and/or lining the perimeter with landscape edging.
- Installations of rubber tiles or poured-in-place surfaces (other than loose-fill materials) generally require a professional and are not "do-it-yourself" projects.
- Shall use Playground Surfacing Materials (other than loose-fill material) which comply with the safety standard ASTM F1292 Standard Specification of Impact Attenuation of Surfacing Materials within the Use Zone of Playground Equipment.
- Anchors shall be placed as instructed to reduce tipping hazards.

The following chart explains the fall height in feet from which a life threatening head injury would not be expected

Critical Heights in feet (m) of Tested Materials

Material	Uncompressed Depth			Compressed Depth
	6" (152mm)	9" (228mm)	12" (304mm)	to 9" (228mm)
Wood Chips	7' (2.13m)	10-12' (3.0-3.6m)	11' (3.35m)	10' (3.05m)
Double-Shredded Bark Mulch	6' (1.83m)	10-12' (3.0-3.6m)	11' (3.35m)	7' (2.13m)
Engineered Wood Fibers	6' (1.83m)	7' (2.13m)	>12' (3.66m)	6' (1.83m)
Fine Sand	5' (1.52m)	5' (1.52m)	9' (2.74m)	5' (1.52m)
Coarse Sand	5' (1.52m)	5' (1.52m)	6' (1.83m)	4' (1.22m)
Fine Gravel	5' (1.52m)	7' (2.13m)	10' (3.05m)	6' (1.83m)
Medium Gravel	5' (1.52m)	5' (1.52m)	6' (1.83m)	5' (1.52m)
Shredded Tires*	10-12' (3.0-3.6m)	N/A	N/A	N/A

*This data is from tests conducted by independent testing laboratories on a 6-inch depth of uncompressed shredded tire samples produced by four manufacturers. The tests reported critical heights, which varied from 10 feet to greater than 12 feet. It is recommended that persons seeking to install shredded tires as a protective surface request test data from the supplier showing the critical height of the material when it was tested in accordance with ASTM F1292.

The following information is from the United States Consumer Product Safety Commission’s Information Sheet for playground surfacing material; also see the following website for additional information: www.cpsc.gov

X3. SECTION 4 OF THE CONSUMER PRODUCT SAFETY COMMISSION’S OUTDOOR HOME PLAYGROUND SAFETY HANDBOOK⁹

X3.1 Select Protective Surfacing—One of the most important things you can do to reduce the likelihood of serious head injuries is to install shock-absorbing protective surfacing under and around your play equipment. The protective surfacing should be applied to a depth that is suitable for the equipment height in accordance with ASTM Specification F 1292. There are different types of surfacing to choose from; whichever product you select, follow these guidelines:

X3.1.1 Loose-Fill Materials:

X3.1.1.1 Maintain a minimum depth of 9 inches of loose-fill materials such as wood mulch/chips, engineered wood fiber (EWF), or shredded/recycled rubber mulch for equipment up to 8 feet high; and 9 inches of sand or pea gravel for equipment up to 5 feet high. NOTE: An initial fill level of 12 inches will compress to about a 9-inch depth of surfacing overtime. The surfacing will also compact, displace, and settle, and should be periodically refilled to maintain at least a 9-inch depth.

X3.1.2 Use a minimum of 6 inches of protective surfacing for play equipment less than 4 feet in height. If maintained properly, this should be adequate. (At depths less than 6 inches, the protective material is too easily displaced or compacted.)

NOTE: Do not install home playground equipment over concrete, asphalt, or any other hard surface. A fall onto a hard surface can result in serious injury to the equipment user. Grass and dirt are not considered protective surfacing because wear and environmental factors can reduce their shock absorbing effectiveness. Carpeting and thin mats are generally not adequate protective surfacing. Ground level equipment such as a sandbox, activity wall, playhouse or other equipment that has no elevated play surface – does not need any protective surfacing.

X3.1.3 Use containment, such as digging out around the perimeter and/or lining the perimeter with landscape edging. Don’t forget to account for water drainage.

X3.1.3.1 Check and maintain the depth of the loose-fill surfacing material. To maintain the right amount of loose-fill materials, mark the correct level on play equipment support posts. That way you can easily see when to replenish and/or redistribute the surfacing.

X3.1.3.2 Do not install loose-fill surfacing over hard surfaces such as concrete or asphalt.

X3.1.4 Poured-In-Place Surfaces or Pre-Manufactured Rubber Tiles — You may be interested in using surfacing other than loose-fill materials – like rubber tiles or poured-in-place surfaces.

X3.1.4.1 Installations of these surfaces generally require a professional and are not “do-it-yourself” projects.

X3.1.4.2 Review surface specification before purchasing this type of surfacing. Ask the installer/manufacturer for a report showing that the product has been tested to the following safety standard: ASTM F 1292 Standard Specification for Impact Attenuation of Surfacing Materials within the Use Zone of Playground Equipment. This report should show the specific height for which the surface is intended to protect against serious head injury. This height should be equal to or greater than the fall height – vertical distance between a designated play surface (elevated surface for standing, sitting, or climbing) and the protective surfacing below – of your play equipment

X3.1.4.3 Check the protective surfacing frequently for wear.

X3.1.5 Placement — Proper placement and maintenance of protective surfacing is essential. Be sure to:

X3.1.5.1 Extend surfacing at least 6 feet from the equipment in all directions.

X3.1.5.2 For to-fro swings, extend protective surfacing in front of and behind the swing to a distance equal to twice the height of the top bar from which the swing is suspended.

⁹This information has been extracted from the CPSC publications “Playground Surfacing — Technical Information Guide” and “Handbook for Public Playground Safety.” Copies of these reports can be obtained by sending a postcard to the: Office of Public Affairs, U.S. Consumer Product Safety Commission, Washington, D.C., 20207 or call the toll-free hotline: 1-800-638-2772.

The American Society for Testing and Materials takes no position respecting the validity of any parent right asserted in connection with any item mentioned in this standard. Users of this standard are expressly advised that determination of the validity of any such parent rights, and the risk of infringement of such rights, are entirely their own responsibility.

The standard is subject to revision at any time by the responsible technical committee and must be reviewed every five years and if not revised, either approved or withdrawn. Your comments are invited either for revision of this standard or for additional standards and should be addressed to ASTM Headquarters. Your comments will receive careful consideration at a meeting of the responsible technical committee, which you may attend. If you feel that your comments have not received a fair hearing you should make your views known to the ASTM Committee on Standards. 100 Barr Harbor Drive, West Conshohocken, PA 19428.



BACKYARD ADVENTURES LIMITED WARRANTY FOR TREEHOUSE AND PEAK SERIES BRANDS

This Limited Warranty applies to products manufactured by or on behalf of BACKYARD ADVENTURES®, Inc. under the Treehouse™ Series and Peak™ Series.

All wood, Rocket Slides™, Super Slides, Turbo Slides, Mega Slides, powder-coated steel components, and hardware are covered by a Limited Lifetime Warranty, that is, they are warranted for so long as the original owner owns such parts, accessories and components against rot and decay or defects in workmanship and materials that affect the structural integrity of the parts, accessories and components. In the event of any rot, decay or defect during the period, BACKYARD ADVENTURES® will remedy the defect as described herein, without charge to the purchaser for parts, as soon as practical. The remedy will consist of repair or replacement of the product, or refund of the purchase price, at the discretion of BACKYARD ADVENTURES® after opportunity to inspect the alleged defect or photographs thereof. However, BACKYARD ADVENTURES® will not elect to refund the purchase price unless it is unable to provide a replacement, and repair is not commercially practicable or cannot be made within a reasonable time. All freight and labor charges will be the responsibility of the purchaser.

BACKYARD ADVENTURES®, Inc. warrants that this product will be free from defects in materials and workmanship for a period of five (5) years from the original date of purchase. This five (5) year warranty covers all parts not mentioned in the above Limited Lifetime Warranty. In the event of any such defect during the five year warranty period, BACKYARD ADVENTURES® will remedy the defect as described herein, without charge to the purchaser for parts, as soon as practical. The remedy will consist of repair or replacement of the product, or refund of the purchase price, at the discretion of BACKYARD ADVENTURES® after opportunity to inspect the alleged defect or photographs thereof. However, BACKYARD ADVENTURES® will not elect to refund the purchase price unless it is unable to provide a replacement, and repair is not commercially practicable or cannot be made within a reasonable time. All freight and labor charges will be the responsibility of the purchaser.

In addition, within the first 30 days from date of purchase, BACKYARD ADVENTURES® will replace any parts found to be missing from or damaged in the original packaging.

This warranty applies to the original owner and registrant only and is non-transferable. Regular maintenance is required to assure maximum life and performance of this product and failure by the owner to maintain the product according to the maintenance requirements may void this warranty. Maintenance guidelines are provided in the Owner's Manual.

This Limited Warranty does not cover:

- Labor for any inspection.
- Labor for replacement of any defective item(s).
- Incidental or consequential damages.

- Cosmetic defects which do not affect performance or integrity of a part or the entire product cosmetic flaws occurring under normal use, such as surface scratches, minor chips, hairline cracks, dents, marring, efflorescence, color fade, discoloration, corrosion/rust, fraying, or warping.
- Products to which non-Backyard Adventure parts have been added or substituted.
- Damage due to environmental factors (such as wind-blown sand, salt spray, or airborne emissions from industrial sources).
- Vandalism, improper use, failure due to loading or use beyond the capacities stated in the applicable Assembly Manual.
- Acts of nature including but not limited to wind, storms, sandstorms, lightning, tornadoes, earthquakes, hail, floods, excessive water exposure.
- Improper installation including but not limited to failure by the installer to follow all instructions, guides or directions, or failure to use the appropriate Concrete Anchoring Kit.
- Installation on uneven, unlevel, or soft ground.
- Minor twisting, warping, checking, or any other natural occurring properties of wood that do not affect performance or integrity.
- Freight and/or shipping costs for replacement parts.

Backyard Adventures does not warrant that any color will be available for any specific period, and reserves the right, in its sole discretion, to discontinue any color for any reason.

BACKYARD ADVENTURES® products have been designed for safety and quality. Any modifications made to the original product could damage the structural integrity of the unit leading to failure and possible injury. Modification of the original product voids any and all warranties and BACKYARD ADVENTURES® assumes no liability for any modified products or consequences resulting from failure of a modified product.

These Limited Warranties apply to play sets purchased for and/or used in RESIDENTIAL USE ONLY.

This Warranty gives you specific legal rights. You may have other rights as well which vary from state to state or province to province. This warranty excludes all consequential damages; however, some states do not allow the limitation or exclusion of consequential damages and therefore this limitation may not apply to you.

Copyright 2010 Backyard Leisure Holdings, Inc. The Backyard Adventures name, logo, and trademarks are the exclusive property of Backyard Leisure Holdings, Inc. The following are registered trademarks of Backyard Leisure Holdings, Inc.: BACKYARD ADVENTURES®; JURASSIC®; and the LETTERED BA BLOCK DESIGN. The following are trademarks of Backyard Leisure Holdings, Inc.: Adventure Treehouse™, Olympian Treehouse™, Titan Treehouse™, Adventure Peak™, Olympian Peak™, Titan Peak™, Free-standing Swing Set™, Explorer Series™, Magellan™, Mountaineer™, Rocket Slide™, Quarry Climbers™, Now This...Is a Family Value™, Your Backyard...Their Adventure™, Exercise & Imagination...Fresh Air & Friendship™, Let the Fun Begin!™, Looking for More Adventure?™, Play Sets for Every Family, Every Yard.™

All rights reserved. Printed in U.S.A. Revised March 2013.

Backyard Adventures, Inc. 3001 N. Rouse, Pittsburg, KS 66762 (620) 308-6863.

BACKYARD ADVENTURES LIMITED WARRANTY FOR SUMMIT OUTLOOK SERIES BRAND AND DEALER PRIVATE LABEL PRODUCTS

This Limited Warranty by BACKYARD ADVENTURES® applies to products manufactured under the Summit Outlook™ Series name and all other products sold to Dealers intended for private label use.

All wood, Rocket Slides™, powder-coated steel components, and hardware are warranted for ten (10) years from the original date of purchase against rot and decay or defects in workmanship and materials that affect the structural integrity of the parts, accessories and components. In the event of any rot, decay or defect during the ten year warranty period, BACKYARD ADVENTURES® will remedy the defect as described herein, without charge to the purchaser for parts, as soon as practical. The remedy will consist of repair or replacement of the product, or refund of the purchase price, at the discretion of BACKYARD ADVENTURES® after opportunity to inspect the alleged defect or photographs thereof. However, BACKYARD ADVENTURES® will not elect to refund the purchase price unless it is unable to provide a replacement, and repair is not commercially practicable or cannot be made within a reasonable time. All freight and labor charges will be the responsibility of the purchaser.

BACKYARD ADVENTURES®, Inc. warrants that this product will be free from defect in materials and workmanship for a period of two (2) years from the original date of purchase. This two (2) year warranty covers all parts not mentioned in the above ten (10) year warranty. In the event of any such defect during the two year warranty period, BACKYARD ADVENTURES® will remedy the defect as described herein, without charge to the purchaser for parts, as soon as practical. The remedy will consist of repair or replacement of the product, or refund of the purchase price, at the discretion of BACKYARD ADVENTURES® after opportunity to inspect the alleged defect or photographs thereof. However, BACKYARD ADVENTURES® will not elect to refund the purchase price unless it is unable to provide a replacement, and repair is not commercially practicable or cannot be made within a reasonable time. All freight and labor charges will be the responsibility of the purchaser.

In addition, within the first 30 days from date of purchase, BACKYARD ADVENTURES® will replace any parts found to be missing from or damaged in the original packaging.

This warranty applies to the original owner and registrant only and is non-transferable. Regular maintenance is required to assure maximum life and performance of this product and failure by the owner to maintain the product according to the maintenance requirements may void this warranty. Maintenance guidelines are provided in the Owner's Manual.

This Limited Warranty does not cover:

- Labor for any inspection.
- Labor for replacement of any defective item(s).
- Incidental or consequential damages.

- Cosmetic defects which do not affect performance or integrity of a part or the entire product cosmetic flaws occurring under normal use, such as surface scratches, minor chips, hairline cracks, dents, marring, efflorescence, color fade, discoloration, corrosion/rust, fraying, or warping.
- Products to which non-Backyard Adventure parts have been added or substituted.
- Damage due to environmental factors (such as wind-blown sand, salt spray, or airborne emissions from industrial sources).
- Vandalism, improper use, failure due to loading or use beyond the capacities stated in the applicable Assembly Manual.
- Acts of nature including but not limited to wind, storms, sandstorms, lightning, tornadoes, earthquakes, hail, floods, excessive water exposure.
- Improper installation including but not limited to failure by the installer to follow all instructions, guides or directions, or failure to use the appropriate Concrete Anchoring Kit.
- Installation on uneven, unlevel, or soft ground.
- Minor twisting, warping, checking, or any other natural occurring properties of wood that do not affect performance or integrity.
- Freight and/or shipping costs for replacement parts.

BACKYARD ADVENTURES® products have been designed for safety and quality. Any modifications made to the original product could damage the structural integrity of the unit leading to failure and possible injury. Modification of the original product voids any and all warranties and BACKYARD ADVENTURES® assumes no liability for any modified products or consequences resulting from failure of a modified product.

This product is warranted for RESIDENTIAL USE ONLY. Under no circumstance should a BACKYARD ADVENTURES® Summit Outlook™ Series product or any private label product be used in public settings such as schools, churches, playgrounds, parks, day cares and the like. Such use may lead to product failure and potential injury. Any and all public use will void this warranty. Backyard Adventures® disclaims all other representations and warranties of any kind, expressed or implied.

This Warranty gives you specific legal rights. You may have other rights as well which vary from state to state or province to province. This warranty excludes all consequential damages, however, some states do not allow the limitation or exclusion of consequential damages and therefore this limitation may not apply to you.

Copyright 2010 Backyard Leisure Holdings, Inc. The Backyard Adventures name, logo, and trademarks are the exclusive property of Backyard Leisure Holdings, Inc. The following are registered trademarks of Backyard Leisure Holdings, Inc.: BACKYARD ADVENTURES®; JURASSIC®; and the LETTERED BA BLOCK DESIGN. The following are trademarks of Backyard Leisure Holdings, Inc.: Adventure Treehouse™, Olympian Treehouse™, Titan Treehouse™, Adventure Peak™, Olympian Peak™, Titan Peak™, Free-standing Swing Set™, Explorer Series™, Magellan™, Mountaineer™, Rocket Slide™, Quarry Climbers™, Now This...Is a Family Value™, Your Backyard...Their Adventure™, Exercise & Imagination...Fresh Air & Friendship™, Let the Fun Begin!™, Looking for More Adventure?™, Play Sets for Every Family, Every Yard.™

All rights reserved. Printed in U.S.A. Revised March 2013.

Backyard Adventures, Inc. 3001 N. Rouse, Pittsburg, KS 66762 (620) 308-6863.

BACKYARD ADVENTURES LIMITED NON-RESIDENTIAL USE ONE YEAR LIMITED WARRANTY AND LIMITED NON-RESIDENTIAL REQUIREMENTS

This Limited Warranty and Limited Non-Residential Requirements by Backyard Adventures applies to playset products: (i) manufactured under the Treehouse® series and Peak® series brands (collectively the “Brands”); (ii) purchased by the ultimate consumer entity from an authorized dealer of the Brands; (iii) installed by that dealer or a contractor engaged by such authorized dealer and such installation includes compliance with Backyard Adventures installation information, guides and directions, using an approved Concrete Anchoring Kit; (iv) installed in a location that is not accessible to the general public (such access only available to participants of the consumer entity programs); (v) where all use of the playsets by such participants is supervised by a responsible adult, and (vi) where the installation and use of the playsets are in compliance with all applicable laws, regulations and ordinances, including but not limited to permitting, inspection, and limitation of number of users, if any; (vii) designed without an attached swing beam or swing accessories of any kind.

Backyard Adventures warrants that for a period of one year from the purchase date of the product from the dealer, (a) the wood, hardware, swings, slides, and accessories are free from defect in materials and workmanship, and (ii) all wood parts are free from rot and decay. Refer to the schedule below for charges associated with replacement of parts under this Limited Warranty. In addition, Backyard Adventures will replace any parts within the first 30 days from date of purchase found to be missing from or damaged in the original packaging.

This warranty applies to the original owner and registrant and is non-transferable. Regular maintenance is required to assure maximum life and performance of this product and failure by the owner to maintain the product according to the maintenance requirements may void this warranty. Maintenance guidelines are provided in the Owner’s Manual.

This Limited Warranty does not cover:

- Labor for any inspection.
- Labor for replacement of any defective item(s).
- Incidental or consequential damages.
- Cosmetic defects which do not affect performance or integrity of a part or the entire product cosmetic flaws occurring under normal use, such as surface scratches, minor chips, hairline cracks, dents, marring, efflorescence, color fade, discoloration, corrosion/rust, fraying, or warping.
- Products to which non-Backyard Adventure parts have been added or substituted.
- Damage due to environmental factors (such as wind-blown sand, salt spray, or airborne emissions from industrial sources).
- Vandalism, improper use, failure due to loading or use beyond the capacities stated in the applicable Assembly Manual.

- Acts of nature including but not limited to wind, storms, sandstorms, lightning, tornadoes, earthquakes, hail, floods, excessive water exposure.
- Improper installation including but not limited to failure by the installer to follow all instructions, guides or directions, or failure to use the appropriate Concrete Anchoring Kit.
- Installation on uneven, unlevel, or soft ground.
- Minor twisting, warping, checking, or any other natural occurring properties of wood that do not affect performance or integrity.
- Freight and/or shipping costs for replacement parts.

Backyard Adventures does not warrant that any color will be available for any specific period, and reserves the right, in its sole discretion, to discontinue any color for any reason.

Backyard Adventures products have been designed for safety and quality. Any modifications made to the original product could damage the structural integrity of the unit leading to failure and possible injury. Modification voids any and all warranties and Backyard Adventures assumes no liability for any modified products or consequences resulting from failure of a modified product. This product is warranted for RESIDENTIAL AND LIMITED NON-RESIDENTIAL USE ONLY. Limited Non-Residential Use is defined as installation and use by home day care facilities, churches, pre-schools with a limited student population. Backyard Adventures reserves the right to approve additional light commercial settings on a case by case basis. Under no circumstances should a Brand playset be installed and used in an unsupervised, public settings such as schools, churches, playgrounds, parks, day care centers and the like where there is more than a limited student population or any of the other conditions set forth in this Limited Warranty are not strictly adhered to. Use in a prohibited setting may lead to product failure and potential injury. Any and all public use in a prohibited setting will void this warranty. Backyard Adventures disclaims all other representations and warranties of any kind, express or implied.

This Limited Warranty does not apply to any Backyard Adventures playsets or products other than the specified Brands or to any product whatsoever purchased from any source other than an authorized dealer of Backyard Adventures.

This Limited Warranty gives you specific legal rights. You may have other rights as well which vary from state to state or province to province. This warranty excludes all consequential damages, however, some states do not allow the limitation or exclusion of consequential damages and therefore this limitation may not apply to you.

To make a Warranty claim, send complete information regarding any product defect, including: (i) a copy of the original receipt for purchase, (ii) acceptance of installation documentation, (iii) a description, including pictures wherever possible, describing, defining and showing such defect. Such information should be sent to:

BACKYARD ADVENTURES

3001 N. Rouse Ave.
Pittsburg, KS 66762

ATTENTION: Customer Service, Warranty Claims Department

Dear Consumer:



Thank you for purchasing a BACKYARD ADVENTURES® play set. We hope it will bring you and your children many years of safe and enjoyable backyard fun.

The following information has been provided to help you in your installation, continued satisfaction, and safe operation of your BACKYARD ADVENTURES® purchase.

Always keep the safety of your children in mind as your play structure is being built and as your children play on the set. Before your children play on the set please review the Safety Guidelines and Operating instructions with them to help ensure their safety.

Retain your proof of purchase, this Owners Manual and the assembly instructions. These items will be needed in the event you have warranty issues and will aid in securing replacement parts.

General information:

<u>Distributor:</u>	Backyard Adventures	<u>Dealer:</u>	_____
	3001 N. Rouse		_____
	Pittsburg, KS 66762		_____
	Ph. 1-800-345-1491		_____
	Fax 620-232-5516		_____
	Website: www.backyardadventures.com		_____

Warranty - Defective Product Claim Form

This form is located online at www.backyardadventures.com click on the warranty tab.

The form can be printed for your convenience.

Thank you for purchasing a BACKYARD ADVENTURES® play set. We hope it will bring your family many years of safe and enjoyable backyard fun. We understand products may become defective and may qualify to be replaced under warranty. Please review the warranty. If you feel a product on your play set is covered by our warranty please complete the following Steps. Your dealer will verify with you if your claim qualifies with this warranty.

Step 1 Complete the following information:

Name: _____

Address: _____ City: _____ State: _____ Zip: _____

Daytime Phone: _____ Email: _____

Dealer Name: _____ City: _____ State: _____

Step 2 When did you purchase this set? Month: _____ Year: _____

Step 3 List below what part is defective. Please refer to your Assembly Instructions for part #'s. Contact your dealer to help you with part numbers and descriptions.

Part #	Qty	Description of Part	Type of Defect

Step 4 Take pictures:

- a. Take a picture of the entire play set including the immediate surrounding area.
- b. Take a picture of the entire defective part.
- c. Take a close-up picture of the defect.

Step 5 Make a copy of the sales receipt showing you as the original purchaser.

Step 6 Present this form, pictures, and the copy of your receipt to your authorized local dealer.

Step 7 Review with your dealer their terms and conditions related to warranty service.

Step 8 Your dealer will review your claim to verify if it qualifies with BACKYARD ADVENTURES® Warranty.

Step 9 If your product is defective your dealer will provide you with a replacement part. In the event The needed part is not in stock your dealer will order the part from BACKYARD ADVENTURES® for you. BACKYARD ADVENTURES® will fabricate or pull from stock your part and ship it to your dealer within a reasonable time. Freight charges incurred are the consumer's responsibility.

Step 10 If you are unable to resolve your claim with your dealer contact BACKYARD ADVENTURES® Specialty Customer Service Department at 1-800-345-1491 ext. 166.

The following pages are provided to affix the Consumer Product Safety Improvement Act (CPSIA) labels from the assembled play equipment. Please keep these labels with the provided warranty information for use at a future time in the unlikely event of a product recall.



